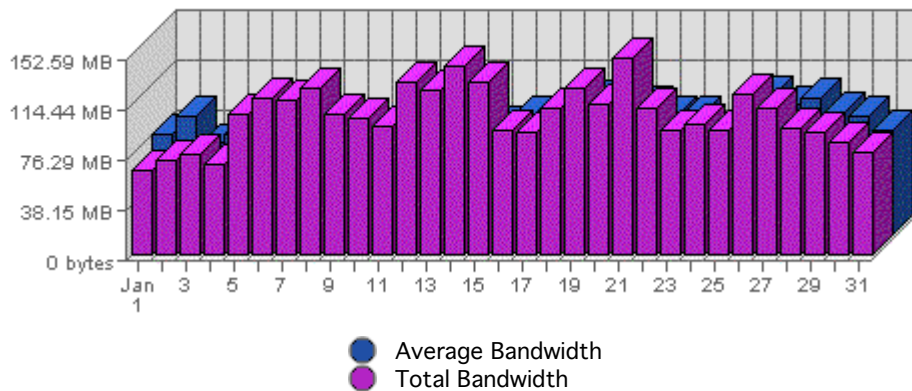


**Xavier TOUBHANS**

De : <Stats@xxxxxxx>  
 À :  
 Envoyé : dimanche 1 février 2004 03:55  
 Objet : Executive Report For the month of January 2004 - www.jurixt.com

**Executive Report**  
 For the month of January 2004  
 For virtual server [www.jurixt.com](http://www.jurixt.com)

**Bandwidth**

| Date               | Bandwidth | Average   | Forecast | % of Total |
|--------------------|-----------|-----------|----------|------------|
| Thu Jan 01st, 2004 | 65.13 MB  | 77.29 MB  | n/a ▲    | 1.98       |
| Fri Jan 02nd, 2004 | 72.05 MB  | 90.52 MB  | n/a ▼    | 2.19       |
| Sat Jan 03rd, 2004 | 77.41 MB  | 69.80 MB  | n/a ▲    | 2.35       |
| Sun Jan 04th, 2004 | 69.66 MB  | 76.49 MB  | n/a ▼    | 2.12       |
| Mon Jan 05th, 2004 | 106.95 MB | 96.22 MB  | n/a ▼    | 3.25       |
| Tue Jan 06th, 2004 | 119.94 MB | 84.67 MB  | n/a ▲    | 3.65       |
| Wed Jan 07th, 2004 | 118.65 MB | 85.06 MB  | n/a ▲    | 3.61       |
| Thu Jan 08th, 2004 | 127.23 MB | 74.86 MB  | n/a ▲    | 3.87       |
| Fri Jan 09th, 2004 | 107.75 MB | 87.44 MB  | n/a ▲    | 3.28       |
| Sat Jan 10th, 2004 | 104.00 MB | 71.07 MB  | n/a ▲    | 3.16       |
| Sun Jan 11th, 2004 | 97.91 MB  | 75.36 MB  | n/a ▲    | 2.98       |
| Mon Jan 12th, 2004 | 131.93 MB | 98.01 MB  | n/a ▲    | 4.01       |
| Tue Jan 13th, 2004 | 125.34 MB | 90.54 MB  | n/a ▲    | 3.81       |
| Wed Jan 14th, 2004 | 143.81 MB | 90.66 MB  | n/a ▲    | 4.37       |
| Thu Jan 15th, 2004 | 132.32 MB | 83.59 MB  | n/a ▲    | 4.02       |
| Fri Jan 16th, 2004 | 96.07 MB  | 90.35 MB  | n/a ▼    | 2.92       |
| Sat Jan 17th, 2004 | 93.84 MB  | 75.78 MB  | n/a ▼    | 2.85       |
| Sun Jan 18th, 2004 | 112.65 MB | 78.58 MB  | n/a ▲    | 3.43       |
| Mon Jan 19th, 2004 | 127.68 MB | 102.86 MB | n/a ▼    | 3.88       |
| Tue Jan 20th, 2004 | 115.77 MB | 95.51 MB  | n/a ▼    | 3.52       |
| Wed Jan 21st, 2004 | 150.64 MB | 98.25 MB  | n/a ▲    | 4.58       |
| Thu Jan 22nd, 2004 | 112.16 MB | 90.55 MB  | n/a ▼    | 3.41       |
| Fri Jan 23rd, 2004 | 94.95 MB  | 91.06 MB  | n/a ▼    | 2.89       |
| Sat Jan 24th, 2004 | 99.20 MB  | 78.03 MB  | n/a ▲    | 3.02       |
| Sun Jan 25th, 2004 | 94.62 MB  | 82.84 MB  | n/a ▼    | 2.88       |
| Mon Jan 26th, 2004 | 122.32 MB | 105.96 MB | n/a ▼    | 3.72       |
| Tue Jan 27th, 2004 | 112.74 MB | 98.05 MB  | n/a ▼    | 3.43       |
| Wed Jan 28th, 2004 | 97.41 MB  | 104.80 MB | n/a ▼    | 2.96       |
| Thu Jan 29th, 2004 | 93.70 MB  | 93.25 MB  | n/a ▼    | 2.85       |
| Fri Jan 30th, 2004 | 85.59 MB  | 91.49 MB  | n/a ▼    | 2.60       |
| Sat Jan 31st, 2004 | 78.10 MB  | 80.39 MB  | n/a ▼    | 2.38       |

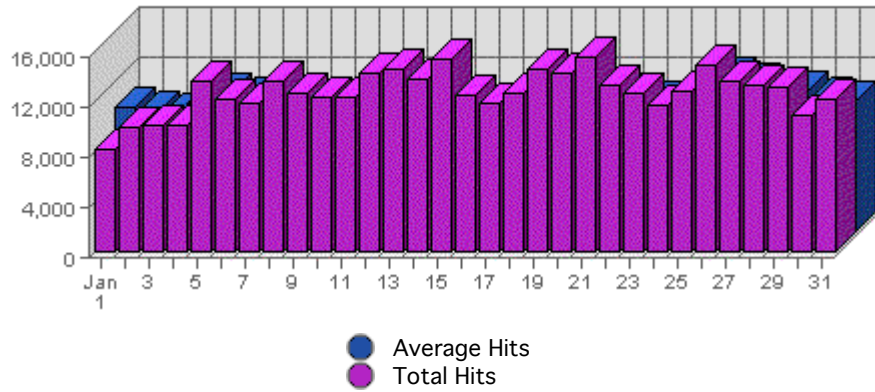
Summary:

The total amount of bandwidth transferred during the selected month is **3.21 GB**.  
The average amount of bandwidth transferred during a month is **1.38 GB**.

The smallest amount of bandwidth transferred occurred on **Thu, Jan 01st 2004** with **65.13 MB** transferred.  
The largest amount of bandwidth transferred occurred on **Wed, Jan 21st 2004** with **150.64 MB** transferred.

On average the smallest amount of bandwidth transferred occurs on **Sunday** with **76.41 MB** transferred.  
On average the largest amount of bandwidth transferred occurs on **Monday** with **107.78 MB** transferred.

## Hits



| Date               | Hits   | Average   | Forecast | % of Total |
|--------------------|--------|-----------|----------|------------|
| Thu Jan 01st, 2004 | 8,306  | 9,983.75  | n/a ▲    | 2.09       |
| Fri Jan 02nd, 2004 | 10,056 | 9,696.00  | n/a ▼    | 2.53       |
| Sat Jan 03rd, 2004 | 10,227 | 9,563.80  | n/a ▲    | 2.58       |
| Sun Jan 04th, 2004 | 10,096 | 10,397.40 | n/a ▼    | 2.54       |
| Mon Jan 05th, 2004 | 13,738 | 11,195.20 | n/a ▲    | 3.46       |
| Tue Jan 06th, 2004 | 12,221 | 10,787.00 | n/a ▼    | 3.08       |
| Wed Jan 07th, 2004 | 11,882 | 9,864.20  | n/a ▲    | 2.99       |
| Thu Jan 08th, 2004 | 13,631 | 9,648.20  | n/a ▲    | 3.44       |
| Fri Jan 09th, 2004 | 12,728 | 9,756.00  | n/a ▲    | 3.21       |
| Sat Jan 10th, 2004 | 12,419 | 9,674.33  | n/a ▲    | 3.13       |
| Sun Jan 11th, 2004 | 12,459 | 10,347.17 | n/a ▲    | 3.14       |
| Mon Jan 12th, 2004 | 14,389 | 11,619.00 | n/a ▲    | 3.63       |
| Tue Jan 13th, 2004 | 14,620 | 11,026.00 | n/a ▲    | 3.69       |
| Wed Jan 14th, 2004 | 13,846 | 10,200.50 | n/a ▲    | 3.49       |
| Thu Jan 15th, 2004 | 15,474 | 10,312.00 | n/a ▲    | 3.90       |
| Fri Jan 16th, 2004 | 12,520 | 10,180.57 | n/a ▼    | 3.16       |
| Sat Jan 17th, 2004 | 11,971 | 10,066.43 | n/a ▼    | 3.02       |
| Sun Jan 18th, 2004 | 12,735 | 10,648.86 | n/a ▲    | 3.21       |
| Mon Jan 19th, 2004 | 14,566 | 12,014.71 | n/a ▲    | 3.67       |
| Tue Jan 20th, 2004 | 14,325 | 11,539.43 | n/a ▼    | 3.61       |
| Wed Jan 21st, 2004 | 15,610 | 10,721.29 | n/a ▲    | 3.93       |
| Thu Jan 22nd, 2004 | 13,329 | 11,049.43 | n/a ▼    | 3.36       |
| Fri Jan 23rd, 2004 | 12,696 | 10,473.00 | n/a ▲    | 3.20       |
| Sat Jan 24th, 2004 | 11,724 | 10,304.50 | n/a ▼    | 2.96       |
| Sun Jan 25th, 2004 | 12,932 | 10,909.63 | n/a ▲    | 3.26       |
| Mon Jan 26th, 2004 | 14,923 | 12,333.63 | n/a ▲    | 3.76       |
| Tue Jan 27th, 2004 | 13,707 | 11,887.63 | n/a ▼    | 3.45       |
| Wed Jan 28th, 2004 | 13,290 | 11,332.38 | n/a ▼    | 3.35       |
| Thu Jan 29th, 2004 | 13,130 | 11,334.38 | n/a ▼    | 3.31       |
| Fri Jan 30th, 2004 | 11,031 | 10,720.00 | n/a ▼    | 2.78       |
| Sat Jan 31st, 2004 | 12,166 | 10,462.22 | n/a ▲    | 3.07       |

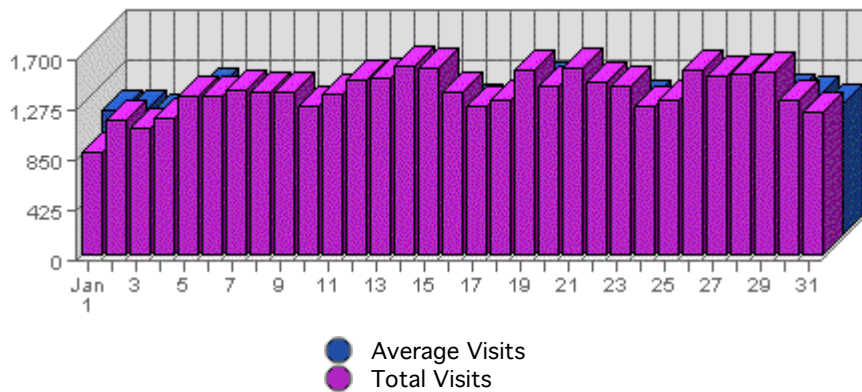
### Summary:

The total number of hits during the selected month is **396,747**.  
The average number of hits during a month is **173,726.50**.

The smallest number of hits occurred on **Thu, Jan 01st 2004** with **8,306** hits.  
The largest number of hits occurred on **Wed, Jan 21st 2004** with **15,610** hits.

On average the smallest number of hits occurs on **Sunday** with **10,121.00** hits.  
 On average the largest number of hits occurs on **Monday** with **12,621.00** hits.

## Visits



| Date               | Visits | Average  | Forecast | % of Total |
|--------------------|--------|----------|----------|------------|
| Thu Jan 01st, 2004 | 868    | 1,055.00 | n/a ▲    | 2.03       |
| Fri Jan 02nd, 2004 | 1,150  | 1,062.00 | n/a ▼    | 2.69       |
| Sat Jan 03rd, 2004 | 1,072  | 1,034.80 | n/a ▲    | 2.51       |
| Sun Jan 04th, 2004 | 1,170  | 1,119.40 | n/a ▼    | 2.74       |
| Mon Jan 05th, 2004 | 1,355  | 1,245.00 | n/a ▲    | 3.17       |
| Tue Jan 06th, 2004 | 1,359  | 1,088.80 | n/a ▼    | 3.18       |
| Wed Jan 07th, 2004 | 1,404  | 1,108.60 | n/a ▲    | 3.28       |
| Thu Jan 08th, 2004 | 1,380  | 1,017.60 | n/a ▲    | 3.23       |
| Fri Jan 09th, 2004 | 1,384  | 1,076.67 | n/a ▲    | 3.24       |
| Sat Jan 10th, 2004 | 1,268  | 1,041.00 | n/a ▲    | 2.97       |
| Sun Jan 11th, 2004 | 1,363  | 1,127.83 | n/a ▲    | 3.19       |
| Mon Jan 12th, 2004 | 1,490  | 1,263.33 | n/a ▲    | 3.49       |
| Tue Jan 13th, 2004 | 1,502  | 1,133.83 | n/a ▲    | 3.51       |
| Wed Jan 14th, 2004 | 1,605  | 1,157.83 | n/a ▲    | 3.75       |
| Thu Jan 15th, 2004 | 1,594  | 1,078.00 | n/a ▲    | 3.73       |
| Fri Jan 16th, 2004 | 1,379  | 1,120.57 | n/a ▼    | 3.23       |
| Sat Jan 17th, 2004 | 1,268  | 1,073.43 | n/a ■    | 2.97       |
| Sun Jan 18th, 2004 | 1,315  | 1,161.43 | n/a ▼    | 3.08       |
| Mon Jan 19th, 2004 | 1,580  | 1,295.71 | n/a ▲    | 3.70       |
| Tue Jan 20th, 2004 | 1,435  | 1,186.43 | n/a ▼    | 3.36       |
| Wed Jan 21st, 2004 | 1,596  | 1,221.71 | n/a ▼    | 3.73       |
| Thu Jan 22nd, 2004 | 1,476  | 1,151.71 | n/a ▼    | 3.45       |
| Fri Jan 23rd, 2004 | 1,439  | 1,152.88 | n/a ▲    | 3.37       |
| Sat Jan 24th, 2004 | 1,263  | 1,097.75 | n/a ▼    | 2.95       |
| Sun Jan 25th, 2004 | 1,315  | 1,180.63 | n/a ■    | 3.08       |
| Mon Jan 26th, 2004 | 1,564  | 1,331.25 | n/a ▼    | 3.66       |
| Tue Jan 27th, 2004 | 1,522  | 1,217.50 | n/a ▲    | 3.56       |
| Wed Jan 28th, 2004 | 1,546  | 1,268.50 | n/a ▼    | 3.62       |
| Thu Jan 29th, 2004 | 1,554  | 1,192.25 | n/a ▲    | 3.64       |
| Fri Jan 30th, 2004 | 1,316  | 1,184.67 | n/a ▼    | 3.08       |
| Sat Jan 31st, 2004 | 1,218  | 1,116.11 | n/a ▼    | 2.85       |

### Summary:

The total number of visits during the selected month is **42,750**.

The average number of visits during a month is **18,756.50**.

The smallest number of visits occurred on **Thu, Jan 01st 2004** with **868** visits.

The largest number of visits occurred on **Wed, Jan 14th 2004** with **1,605** visits.

On average the smallest number of visits occurs on **Sunday** with **1,088.00** visits.

On average the largest number of visits occurs on **Monday** with **1,357.00** visits.

## Most Common Downloads

---



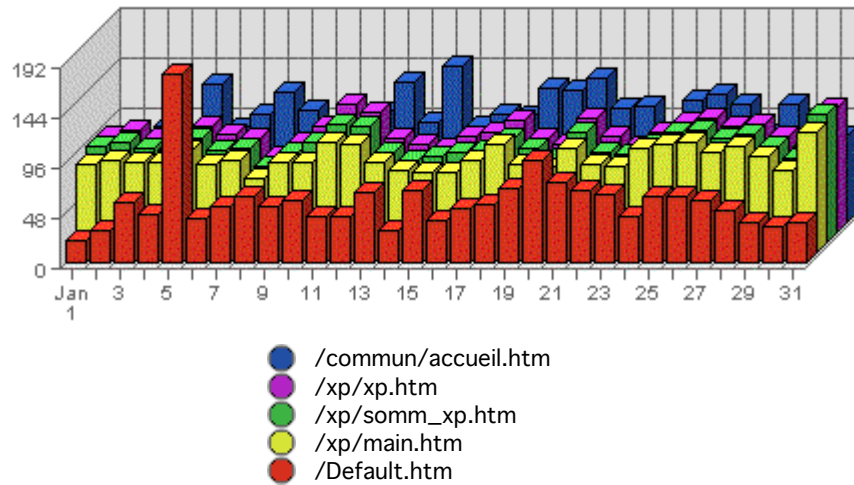
|     | URL                       | Downloads | Average | Forecasted | % of Total |
|-----|---------------------------|-----------|---------|------------|------------|
| 1.  | /ftp/htmlhelp_wokshop.exe | 383       | 217.67  | n/a ▲      | 31.06%     |
| 2.  | /ftp/ramdisk.zip          | 219       | 157.00  | n/a ▼      | 17.76%     |
| 3.  | /ftp/HelpDocs.zip         | 183       | 104.33  | n/a ▲      | 14.84%     |
| 4.  | /acier/agx.zip            | 158       | 88.33   | n/a ▲      | 12.81%     |
| 5.  | /ftp/hhupd.exe            | 103       | 56.33   | n/a ▲      | 8.35%      |
| 6.  | /ftp/jurixt01-2002.exe    | 41        | 25.33   | n/a ▲      | 3.33%      |
| 7.  | /ftp/winnt.zip            | 32        | 13.67   | n/a ▲      | 2.60%      |
| 8.  | /ftp/Dureg.exe            | 18        | 9.33    | n/a ▲      | 1.46%      |
| 9.  | /ftp/permis_stat2001.zip  | 15        | 9.33    | n/a ▲      | 1.22%      |
| 10. | /ftp/bourometre.zip       | 15        | 8.67    | n/a ▲      | 1.22%      |

### Summary:

- During the selected month, **23** distinct files are responsible for **1,233** downloads.  
(Averaging **53.61** downloads per file)
- During the previous month, **24** distinct files were responsible for **1,052** downloads.  
(Averaging **43.83** downloads per file)
- During the selected month there are **23** distinct files.  
During the previous month there were **24** distinct files.  
This is a change of **-1 (-4.17%)** distinct file.
- The selected month's average (**53.61** downloads per download) is **up** by **(+22.31%)** from last month's average (**43.83** downloads per download).
- **21.74%** of all files were downloaded more than the average (**53.61** downloads per file), and **78.26%** were downloaded less.
- Your top file accounts for downloads, **31.06%** of all downloads.
- **1** file (**4.35%** of all files) recorded only 1 download.

## Most Common Page Views

---



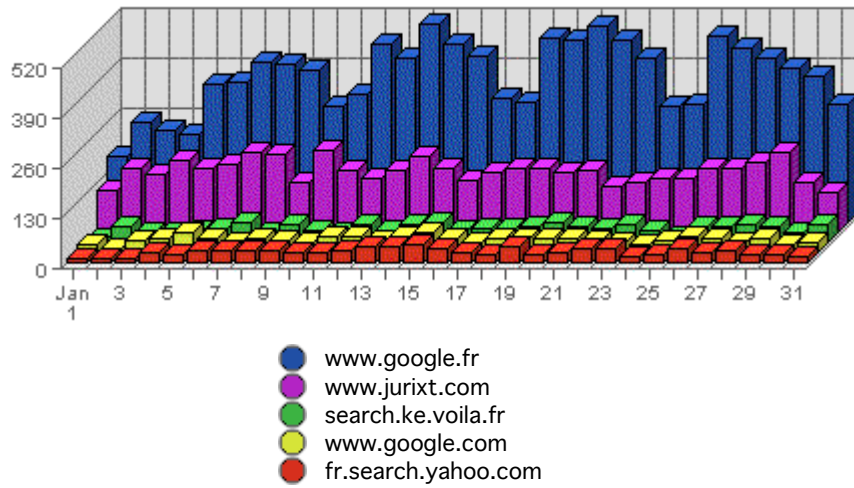
| URL                            | Hits  | Average  | Forecasted | % of Total |
|--------------------------------|-------|----------|------------|------------|
| 1. /commun/accueil.htm         | 3,284 | 2,111.67 | n/a ▲      | 3.52%      |
| 2. /xp/xp.htm                  | 3,012 | 1,908.67 | n/a ▲      | 3.23%      |
| 3. /xp/somm_xp.htm             | 2,934 | 1,846.00 | n/a ▲      | 3.14%      |
| 4. /xp/main.htm                | 2,833 | 1,775.00 | n/a ▲      | 3.03%      |
| 5. /Default.htm                | 1,815 | 1,142.67 | n/a ▲      | 1.94%      |
| 6. /informatique/win_haut.htm  | 1,802 | 1,178.33 | n/a ▲      | 1.93%      |
| 7. /xp/xp_31.htm               | 1,633 | 927.00   | n/a ▲      | 1.75%      |
| 8. /xp/xp_18.htm               | 1,592 | 1,070.67 | n/a ▲      | 1.71%      |
| 9. /informatique/win_blank.htm | 1,495 | 972.33   | n/a ▲      | 1.60%      |
| 10. /informatique/win.htm      | 1,421 | 946.67   | n/a ▲      | 1.52%      |

#### Summary:

- During the selected month, **710** distinct pages are responsible for **93,353** page views. (Averaging **131.48** views per page)
- During the previous month, **620** distinct pages were responsible for **77,413** page views. (Averaging **124.86** views per page)
- During the selected month there are **710** distinct pages. During the previous month there were **620** distinct pages. This is a change of **90 (+14.52%)** distinct pages.
- During the selected month there are **93,353** page views. During the previous month there were **77,413** page views. This is a change of **15,940 (+20.59%)** page views.
- The selected month's average (**131.48** views per page) is **up** by **6.62 (+5.30%)** from last month's average (**124.86** views per page).
- **22.96%** of all pages were viewed more than the average (**131.48** views per page), and **77.04%** were viewed less.
- Your top page accounts for **3,284** page views, **3.52%** of all page views.
- **163** pages (**22.96%** of all pages) recorded only 1 page view.

#### Most Common Referring Sites

---



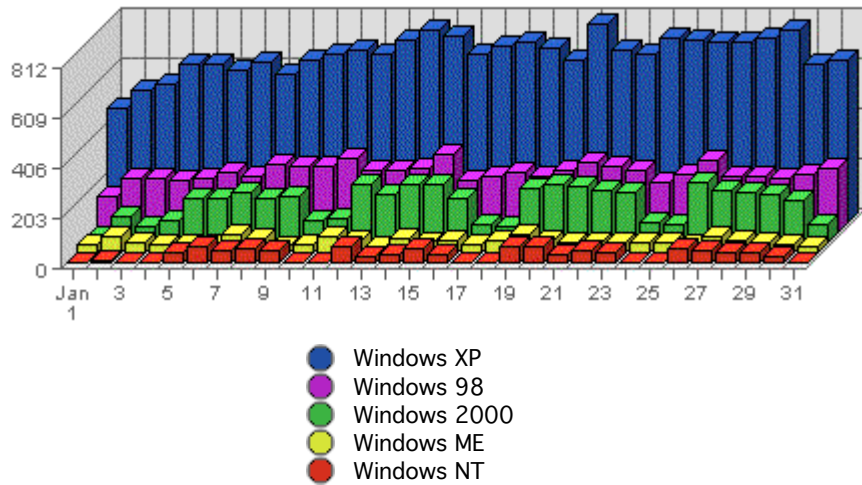
|     | Referring Site          | Referrals | Average  | Forecasted | % of Total |
|-----|-------------------------|-----------|----------|------------|------------|
| 1.  | www.google.fr           | 11,903    | 6,838.00 | n/a ▲      | 41.74%     |
| 2.  | www.jurixt.com          | 5,041     | 3,375.33 | n/a ▲      | 17.68%     |
| 3.  | search.ke.voila.fr      | 1,224     | 718.33   | n/a ▲      | 4.29%      |
| 4.  | www.google.com          | 1,109     | 671.67   | n/a ▲      | 3.89%      |
| 5.  | fr.search.yahoo.com     | 936       | 571.33   | n/a ▲      | 3.28%      |
| 6.  | search.msn.fr           | 918       | 540.00   | n/a ▲      | 3.22%      |
| 7.  | www.google.be           | 559       | 332.33   | n/a ▲      | 1.96%      |
| 8.  | yaplukon.org            | 520       | 335.33   | n/a ▲      | 1.82%      |
| 9.  | www.google.ca           | 507       | 310.00   | n/a ▲      | 1.78%      |
| 10. | www.aolrecherche.aol.fr | 504       | 346.67   | n/a ▲      | 1.77%      |

#### Summary:

- During the selected month, **442** distinct referrers are responsible for **28,516** visits. (Averaging **64.52** visits per referrer)
- During the previous month, **416** distinct referrers were responsible for **22,042** visits. (Averaging **52.99** visits per referrer)
- During the selected month there are **442** distinct referrers. During the previous month there were **416** distinct referrers. This is a change of **26 (+6.25%)** distinct referrers.
- During the selected month there are **28,516** referred visits. During the previous month there were **22,042** referred visits. This is a change of **6,474 (+29.37%)** visits.
- The selected month's average (**64.52** visits per referring site) is **up** by **11.53 (+21.76%)** from last month's average (**52.99** visits per referring site).
- **7.01%** of all referrers provided more visits than the average (**64.52** visits per referrer), and **92.99%** provided less.
- Your top referrer accounts for **11,903** referred visits, **41.74%** of all referred visits.
- **172** referrers (**38.91%** of all referrers) referred only 1 visit.

#### Most Common Browser Operating Systems

---



|     | Operating System | Visits | Average   | Forecasted | % of Total |
|-----|------------------|--------|-----------|------------|------------|
| 1.  | Windows XP       | 21,282 | 13,084.00 | n/a ▲      | 55.57%     |
| 2.  | Windows 98       | 7,687  | 4,816.00  | n/a ▲      | 20.07%     |
| 3.  | Windows 2000     | 5,083  | 3,086.00  | n/a ▲      | 13.27%     |
| 4.  | Windows ME       | 1,462  | 935.33    | n/a ▲      | 3.82%      |
| 5.  | Windows NT       | 1,043  | 605.33    | n/a ▲      | 2.72%      |
| 6.  | Windows 95       | 826    | 601.67    | n/a ▼      | 2.16%      |
| 7.  | Linux            | 471    | 285.67    | n/a ▲      | 1.23%      |
| 8.  | Macintosh PPC    | 184    | 148.67    | n/a ▼      | 0.48%      |
| 9.  | Windows 2003     | 134    | 74.33     | n/a ▲      | 0.35%      |
| 10. | Macintosh OS X   | 90     | 52.33     | n/a ▲      | 0.23%      |

#### Summary:

- During the selected month, **17** distinct browser operating systems are seen in **38,298** visits. (Averaging **2,252.82** visits per browser operating system)
- During the previous month, **15** distinct browser operating systems were seen in **30,325** visits. (Averaging **2,021.67** visits per browser operating system)
- During the selected month there are visits from **17** distinct browser operating systems. During the previous month there were visits from **15** distinct browser operating systems. This is a change of **2 (+13.33%)** distinct browser operating systems.
- During the selected month there are **38,298** visits with identifiable browser operating systems. During the previous month there were **30,325** visits with identifiable browser operating systems. This is a change of **7,973 (+26.29%)** visits.
- The selected month's average (**2,252.82** visits per browser operating system) is **up** by **231.15 (+11.43%)** from last month's average (**2,021.67** visits per browser operating system).
- **17.65%** of all browser operating systems are present in more than the average (**2,252.82** visits per browser operating system), and **82.35%** are present in less.
- Your top browser operating system accounts for **21,282** visits, **55.57%** of all visits.
- **1** browser operating system (**5.88%** of all browser operating systems) recorded only 1 visit.